



Los Angeles, USA
18621 East Gale Ave.
City of Industry CA 91748

Vancouver, Canada
Unit 201, 5489 Byrne Road
Burnaby BC V5J 3J1

panaspheresurfaces.com

PRINTED IN CHINA



INSPIRED BY NATURE | DRIVEN BY DESIGN



2016 CATALOG



INTRODUCING ARCHITECTURALLY DESIGNED COMPOSITE WALL PANEL AND DECORATIVE SURFACING MATERIALS.

We're very proud to introduce our variety of unique surface finishes including authentic natural wood grains, stone surfaces and crafted patterns to enhance interior paneling, millwork and furniture.

All our Panasphere composite panel products feature renewable wood fibers and are among the greenest materials available. They are used to enhance high-end hospitality, retail, commercial and residential applications.

Welcome to our world of premium surfaces!



INSPIRATION COMES
NATURALLY WITH AN
ASSORTMENT OF
COLORS, PATTERNS
AND TEXTURES.



TABLE OF CONTENTS

Overview	6
About Burl	8
Burl Swatches	16 - 17
About Azure	18
Azure Swatches	24
About Aura	28
Aura Swatches	32
Technical	39
Thermally Fused Laminate (TFL)	
Green Benefits	
Specifications	



WE OFFER OVER 43 SURFACE SELECTIONS INCLUDING RICH WOOD TEXTURES, NATURAL STONE AND ORIGINAL PATTERNS.



burl

Our Burl range of products are positioned for the world of architecture and interior décor, with specifications carefully designed to meet the needs of today's interior environment and yet continually reflect the warmth, beauty, texture and variation found in natural woods from around the world.

At Panasphere, we think beauty is more than skin deep and design the Burl range of products with technical specifications to satisfy the strictest requirements in a way that provides protection, longevity and sustainability.



azure

Variety is the spice of life and with Azure – this is what we infuse into each our wall covering designs. Azure offers creative patterns that bristle with color, tone and shine to continually enhance and accentuate unique spaces such as hotel reception lounges and restaurant dining areas, all to make people feel comfortable and enjoy the ambience.

Azure products feature made to last sustainable natural materials and a healthy dose of state of the art technology, to create original designed products for the world of architecture and décor, that were until now, unavailable.



aura

Durability, lasting beauty and timelessness come to mind when people think of stone as a building and decoration material. Aura brings those attributes to you with deep sculpted veins and immersive stone characteristics that contribute immense features to any given wall or countertop.

We guarantee performance and durability based on innovative formulas and techniques created by Panasphere. Aura offers previously unimaginable performance characteristics to countertops and wall surfaces.

BURL: Coimbra Ash
Embedded Grain, 11611

BURL: Yellow Sandalwood
Medium Grain, 17312

AZURE: Medium Grey Twist
Smooth Matte, 60401

AZURE: Dark Grey Twist
Smooth Matte, 60301

AURA: Loft
Smooth Matte, 40401

AURA: Emperor Dark
High Gloss, 62003

BURL IS AN INSPIRING RANGE
OF AUTHENTIC COLORS AND
TEXTURES THAT BRING IN A
TOUCH OF NATURE WHETHER
DRAMATIC OR SUBTLE.



burl

Variations in colour, shade and brightness are features that make Burl a premium choice for many projects ranging from interior walls, ceiling surfaces, cabinets, to furniture. Inspired by nature, Burl allows you to choose from our extensive range of natural colors and authentic finishes.

Ideal for hotel conference rooms or offices, and restaurants or entertainment venues. It's as versatile as it is beautiful.

Brazilian Teak
Embedded Grain, 11511



IN LINE WITH PANASPHERE'S GREEN
PHILOSOPHY, OUR PANELLING IS CRAFTED
WITH SUSTAINABILITY AT THE FOREFRONT.




A THIRST FOR
INNOVATION
TRANSLATES INTO
EVERY BURL PANEL
WE MAKE.




ALL OUR BURL WOOD
PANEL DESIGNS ARE
HIGHLY FUNCTIONAL, YET
INDIVIDUAL BY DESIGN.


To view our current selection of "in stock" colors please refer to our website panaspheresurfaces.com




/ **Coimbra Ash**
Embedded Grain, 11611




/ **East Oak**
Embedded Grain, 15411



/ **Brazilian Teak**
Embedded Grain, 11511



/ **Arusha Wenge**
Embedded Grain, 16011




/ **Rijeka Oak**
Embedded Grain, 33611




/ **Altai Larch**
Embedded Grain, 40511




/ **Pasadena Oak**
Embedded Grain, 38911




/ **Vintage Oak**
Cross Cut, 11316




/ **Canyon Holzfaeller Oak**
Cross Cut, 33516




/ **Sonoma Oak**
Cross Cut, 16116




/ **Sevilla Olive**
Medium Grain, 10612




/ **Omaha Cherry**
Medium Grain, 16912




/ **Boire**
Medium Grain, 10312




/ **Tokaj Linden**
Smooth Matte, 39201



/ **Yellow Sandalwood**
Medium Grain, 17312



/ **Wild Apple**
Embedded Grain, 17411



/ **Red Sandalwood**
Medium Grain, 17512




/ **Rosewood**
Embedded Grain, 17611




/ **Pine**
Embedded Grain, 17711



/ **White Oak**
Cross Cut, 17816



/ **Red Oak**
Cross Cut, 17916



/ **Mahogany**
Smooth Matte, 18001



/ **Winchester Walnut**
Cross Cut, 15716

AZURE IS ABOUT STYLE
AND VARIATIONS. IT
EPITOMIZES THE ULTIMATE
IN MODERNIST DESIGN.



azure

Original and avant-garde are words to describe Azure's range of panelling patterns for the world of architecture and interior décor. Guaranteed to enhance and add value to any space with subtle elegance and unique design.

Azure, like all Panasphere's premium surfaces is noted for its wise use of natural resources and efficient manufacturing process. We are committed to innovation and to continue our quest to find sustainable solutions.







**WE UNDERSTAND
THE DESIRE TO
MAKE A PERSONAL
STATEMENT.**

If you would like to receive a sample of
our products, please visit our website.

panaspheresurfaces.com

To view our current selection of "in stock" colors please refer to our website panaspheresurfaces.com



/ **Twist**
Smooth Matte, 60501




/ **White Leather**
Leather, 50333



/ **Dark Brown Linen**
Smooth Matte, 65201




/ **Light Brown Linen**
Smooth Matte, 65301



/ **Solid White**
Embedded Grain, 52911




/ **Solid Black**
Embedded Grain, 51711



/ **Dark Grey Twist**
Smooth Matte, 60301



/ **Medium Grey Twist**
Smooth Matte, 60401



/ **Iron Grey Leather**
Leather, 52233

Matching edge banding available for each design

THE AZURE
COLLECTION
INVITES YOU TO
INVENT AND
CREATE AN
INSPIRED SPACE.

Dark Grey Twist
Smooth Matte, 60301



Solid White
Embedded Grain, 52911



AURA EXPLORES THE
TIMELESS BEAUTY AND
INFINITE DETAIL OF STONE.



Exhibiting qualities like strength, durability and versatility, our granite, marble and quartz-like finishes combine both form and function – making Aura the perfect addition to your interior décor.


As with all Panasphere premium surfaces, Aura is easy to clean and maintain. Our non-porous surfaces require minimal maintenance and care.



To view our current selection of "in stock" colors please refer to our website panaspheresurfaces.com



/ **Statuario Venato**
Orange Peel, 40637



/ **Alhambra**
Orange Peel, 40337




/ **Pokhara**
Orange Peel, 65037




/ **Durg**
Orange Peel, 63437




/ **Meerut**
Orange Peel, 64437




/ **Joshimath**
Orange Peel, 63837



/ **Gurgoan**
Orange Peel, 65137



/ **Loft**
Smooth Matte, 40401



/ **Emperador Dark**
High Gloss, 62003




/ **Loft Dark**
Smooth Matte, 61701




/ **Flamed Granite**
Orange Peel, 61237

AURA COMPLEMENTS
AND COMPLETES
COUNTERTOPS OR
WALL SURFACES.



EXPAND THE HORIZONS
OF YOUR SURFACE
WITH STONE TEXTURES
FROM AURA.





COLORS AND
PATTERNS INSPIRED
BY NATURE.

THERMALLY FUSED LAMINATE (TFL)

Panasphere Premium Surfaces are manufactured in a one step process. The top and bottom decorative layers are pressed and permanently thermofused to particleboard or MDF. At the same time the surface texture is applied in this process using large steel press plates.

Thermally fused Laminate (TFL) are durable, economical, and environmentally responsible. Our wide range of surface finishings and textures makes Panasphere's TFL an excellent choice for residential and commercial applications. The moisture, wear, and stain-resistant properties of thermofused surface makes it easy to clean and maintain.

ENVIRONMENTALLY RESPONSIBLE

Panasphere Premium Surfaces comply to third-party certifications and have several green benefits:

- a. Panasphere Premium Surfaces are made from 100% recycled & recovered wood fibres
- b. Panasphere's Thermally fused Laminate (TFL) can potentially contribute to achieving Leadership in Energy & Environmental Design (LEED®)
- c. FSC®-certified available
- d. CARB Phase 2 Compliant



SPECIFICATIONS

Panel Size

Panasphere's TFL are typically manufactured in widths of 4 feet and in lengths of 8 feet. Panels also can be ordered cut to size.

Thickness

Panels are manufactured in a wide range of thickness, from 1/4 to 1 inch (5 to 25 millimeters). Some custom sizes are available.

Substrate

Panasphere's TFL substrates include Particleboard & MDF. Other specialty cores available include: FR core and FSC core. Panasphere's core substrates are CARB 2 Certified.